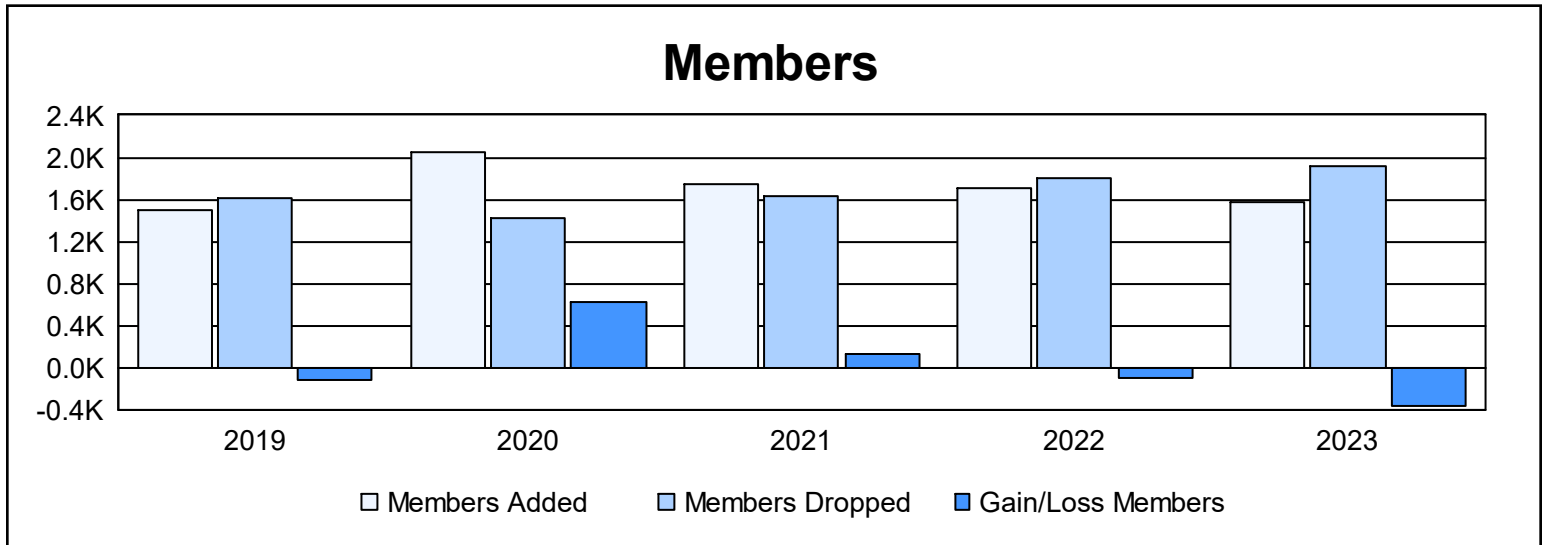
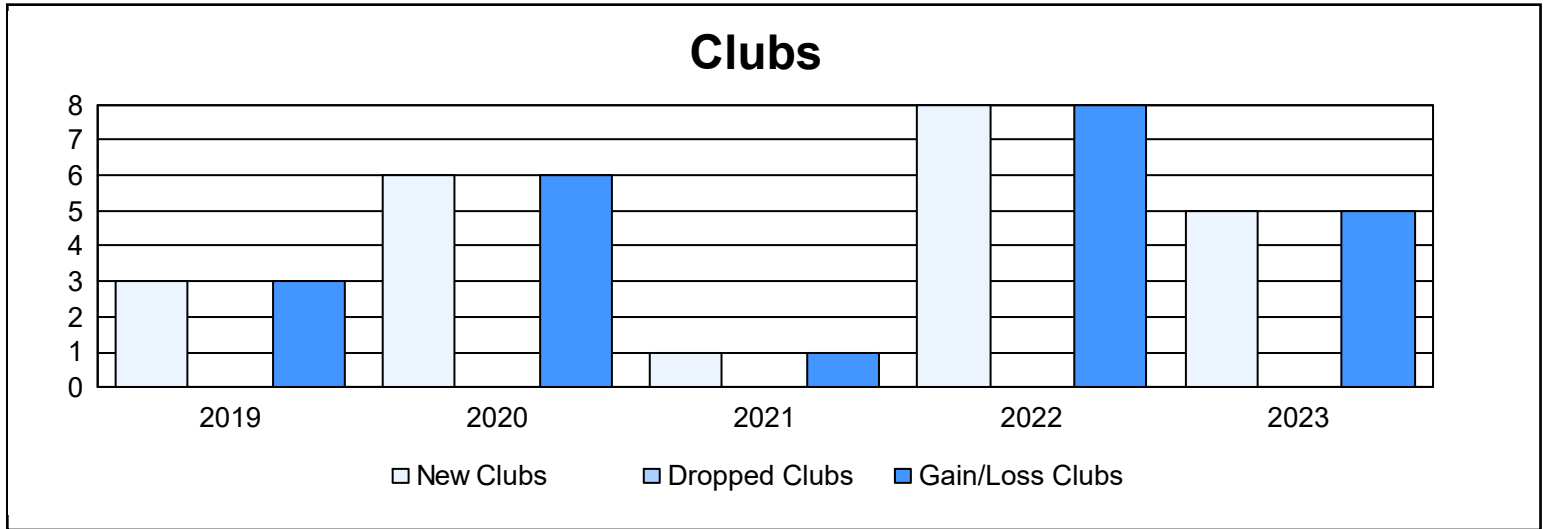
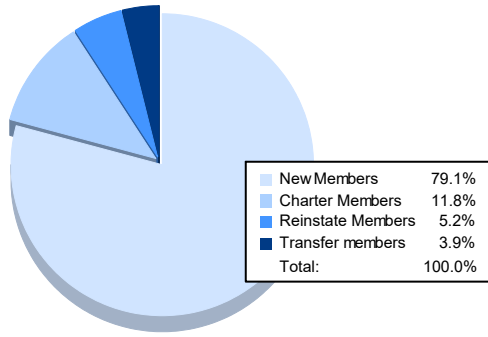


| Year | New Clubs | Dropped Clubs | Gain/ Loss Clubs | New Members | Charter Members | Reinstate Members | Transfer Members | Total Member Added | Total Members Dropped | Gain/ Loss Members |
|----------------|-----------|---------------|------------------|--------------|-----------------|-------------------|------------------|--------------------|-----------------------|--------------------|
| 2018-2019 | 3 | 0 | 3 | 1,242 | 116 | 91 | 43 | 1,492 | 1,608 | -116 |
| 2019-2020 | 6 | 0 | 6 | 1,598 | 225 | 178 | 46 | 2,047 | 1,420 | 627 |
| 2020-2021 | 1 | 0 | 1 | 1,571 | 48 | 83 | 49 | 1,751 | 1,625 | 126 |
| 2021-2022 | 8 | 0 | 8 | 1,221 | 313 | 105 | 68 | 1,707 | 1,797 | -90 |
| 2022-2023 | 5 | 0 | 5 | 1,238 | 185 | 82 | 61 | 1,566 | 1,924 | -358 |
| Average | 5 | 0 | 5 | 1,374 | 177 | 108 | 53 | 1,713 | 1,675 | 38 |



Membership Composition June 2023 Cumulative



Gender Composition June 2023 Cumulative

